International Journal of Emerging Technologies in Engineering Research (IJETER)
Volume 6, Issue 4, April (2018) www.ijeter.everscience.org

Object Detection Using Image Processing With LTP Features

Deva Hema [1], Pavan Kumar K [2], M Harish Devarayal [3], G Bharath [4], N Sai Harish [5]
[1] Assistant professor (Sr.G), Department of Computer Science and Engineering, SRM Institute of science and Technology, Chennai, Tamilnadu, India.
[2, 3, 4, 5] B.Tech (IV)year student , Department of Computer Science and Technology, Chennai, Tamil Nadu, India.

Abstract – Object detection is a very important, nonetheless difficult vision task. it's a crucial half in several applications like image search, image auto-annotation and scene understanding. The target of the projected methodology is to find the item mistreatment image process with LTP options. The projected methodology is split into two parts, image classification and cluster methodology. during this classification half, LTP (local ternary pattern) options accustomed match the dataset image. This LTP options extracted from the input de-blurred image. Finally, the item is assessed so object is detected mistreatment cluster ways.

Index Terms – Deblurring, LTP, Segmentation, clustering, dataset.

1. INTRODUCTION

The identification of items in a picture and this system might probably begin with photo processing strategies inclusive of noise removal, accompanied by (low-stage) feature extraction to discover strains, regions. Today, images and video are everywhere. Online photo sharing sites and social networks have them in the billions. The field of vision research has been dominated by machine learning and statistics. In a real-world scene, we use images and videos to detect objects. Programming a computer and designing algorithms for understanding what is in these images is the field of computer vision. In the Object detection and recognition, there are two important tasks. Object detection can be done when it identifies the object class in the database, to which the object belongs to. Object detection typically precedes object recognition. It can be treated as a two-class object recognition, where one class represents the object class and another class represents the non-object class. There are two types of object detection one is soft detection and another is hard detection, soft detection which only detects the presence of an object, and hard detection, which detects both the presence and location of the object. LTP (Local ternary Pattern) is a new texture operator presented by Tan and Triggs[2], where it is more robust to noise. They encoded the neighbor pixel values into 3 valued codes (1,0,-1) instead of 2 valued codes (1,0) by adding a user threshold. after the thresholding step, the upper pattern and lower pattern are constructed and coded. the LTP operator is the concatenation of code of upper pattern and lower pattern.

2. RELATED WORK

2.1 Existing System

2.1.1 Local Binary Pattern

This approach was introduced in 1996 by Ojala et al. [1]. With LBP it is possible to describe the texture and shape of a digital image. This is done by dividing an image into several small regions from which the features are extracted. These features consist of binary patterns that describe the surroundings of pixels in the regions. The obtained features from the regions are concatenated into a single feature histogram, which forms a representation of the image. Images can then be compared by measuring the similarity (distance) between their histograms. According to several studies [2, 3, 4], face recognition using the LBP method provides very good results, both in terms of speed and discrimination performance. Because of the way the texture and shape of images are described, the method seems to be quite robust against face images with different facial expressions, different lightening conditions, image rotation and aging of persons.

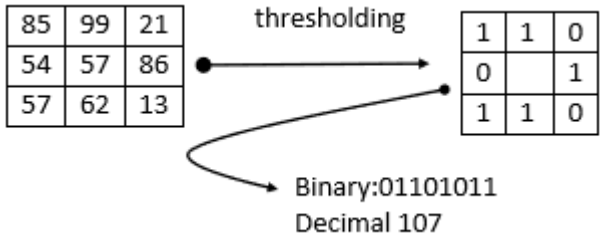

Figure 1: The Basic LBP Operator

2.2 Input Image

Virtual image processing, the manipulation of photographs via PC, is fairly latest improvement in terms of guy's ancient fascination with visual stimuli. In its brief records, it has been implemented to practically every sort of photos with various degree of fulfillment. Digital photograph processing like different glamour fields suffers from myths, misconnections, misunderstandings and incorrect information. It's far great umbrella underneath which fall various thing of optics,

electronics, arithmetic, pictures snapshots and computer era. it is truly multidisciplinary enterprise ploughed with obscure jargon.

2.3 Segmentation

Segmentation processes partition an image into its constituent parts or objects. In a fashionable, selfsustaining segmentation is one of the maximum difficult obligations in virtual image processing. A rugged segmentation technique brings the method a long way toward a successful answer of imaging issues that require gadgets to be diagnosed individually.

2.4 Thresholding

Thresholding is the simplest and most typically used method of segmentation. Given a single threshold, t, the pixel located at lattice role (i, j), with greyscale cost f(i,j), is allocated to the category

$$\text{if } F(i,j) \leq t. \quad (1)$$

in a lot of cases, t is selected manually by the scientist, by means of trying a variety of values of t and seeing which one works high-quality at identifying the items of the hobby. Shows some segmentation of the truck picture.in this utility, the intention was to isolate material from the which seem as the darker pixels in. Thresholds of seven, 10, 13, 20, 29 and 38 had been selected in to (f) respectively.

2.5 Region-Based Segmentation

Vicinity Segmentation can appear as spatial clustering:

1) clustering inside the sense that pixels with comparable values are grouped together, and 2) Spatial in that pixels within the same class also form an unmarried related component. Clustering algorithms can be agglomerative, divisive or iterative. Location-based strategies can be similarly categorized into. 3) The ones which merge pixels.

2.6 Image De-Blurring

Picture de-blurring (or restoration) is an old problem in photo processing, but it maintains to draw the eye of researchers and practitioners alike. Some of the actual-world troubles from astronomy to patron imaging find packages for photograph healing algorithms. Plus, photo recovery is an effortlessly visualized example of a bigger elegance of inverse troubles that arise in all varieties of clinical, scientific, business and theoretical troubles. Except that, it's just fun to apply a set of rules to a blurry image and then see without delay how properly you probably did. we need a mathematical description of the way it becomes blurred for de-blurring the picture, (If this is now not to be had, there are algorithms to estimate the blur. however, it really is for every other day.) We typically begin with a shift-invariant version, that means that every factor inside the unique photo spreads out the equal manner in forming the blurry image. We version this with convolution:

$$g(m,n) = h(m,n)*f(m,n) + u(m,n)$$

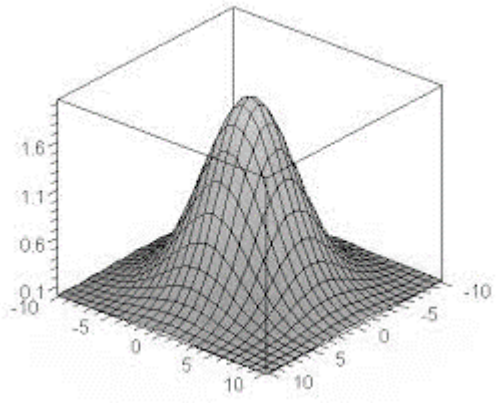

Figure 2:gausian Filter

2.7 Edge detection

This is a common first step in edge detection. The images below have been processed with a Sobel filter commonly used in edge detection applications.

2.8 Salient region detection:

The present paper describes an efficient method for detecting and segmenting salient region(s) in an image. The method uses a time-frequency tuned salient region extraction technique based on wavelet transform (WT). WT provides both spatial and spectral characteristics (i.e., texture information) of pixels and hence can be utilized effectively for improving quality of salient region detection. As a result, the proposed method generates full resolution maps with uniformly highlighted regions with well-defined boundaries, and invariant to translation, rotation and scaling that make it more useful in applications like object segmentation, recognition, and adaptive compression. The superiority of the proposed method over the existing is demonstrated both qualitatively and quantitatively using the indexes like precision and recall with a large set of benchmark datasets.

3. PORPOSED METHODOLOGIES

3.1 Local Ternary pattern (LTP)

Local Ternary Pattern is an extension of Local Binary Pattern (LBP)which addresses the noise sensitivity issue of LBP. It is usually applied for texture classification, face recognition, and human action recognition. LBP operator takes a local neighborhood around each pixel in an image, thresholds the neighborhood by comparing with the central pixel and forms a binary code. The binary code is then converted to a decimal value and replaced back at the center pixel. However, LBP is sensitive to noise, especially in near uniform image regions. LTP addresses the weakness of LBP by using a threshold function around zero to evaluate the local grayscale difference. LTP can be computed according to Equation 1, where Pi is a

pixel value in the neighborhood, Pc is the center pixel value, and I is a user-specified threshold. it can be decomposed into two binary patterns which are upper and lower patterns. After that, two binary patterns are converted into two decimal values and are replaced back at the center pixels similar to LBP.

$$LTP_{P,R} = \sum_{p=0}^{p-1} 2^{\rho} s(i_p - i_c), \qquad (2)$$

$$s^i(x,t) = \begin{cases} 1, x \geq t \\ 0\,, |x| < t \\ -1, x \leq -t \end{cases}$$

LTP operator can be extended to make use of neighborhoods at different sizes to treat textures at different scales and this is shown in Fig. 1. Notation (P. R) means P sampling points on a circle of radius of R. Sampling point around pixel (x,y) lie at the coordinates For a sampling point that is not at the center of a pixel, the grayscale values of the pixels are computed by interpolation. The LTP encoding procedure is illustrated in Fig. 3. Here, the threshold t was set to 5 and thus, the tolerance interval is |52, 62|.

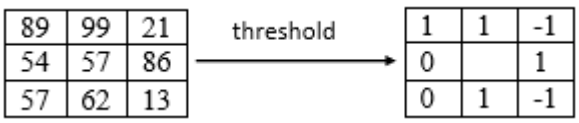

Figure 3:The basic LTP operator

The dimensionality of the LTP histogram is very large. LTP8,1 will result in a histogram of 38 = 6561 bins. Thus, in [4], [5], the LTP code is split into a positive LBP code and a negative LBP code by combining 1 with 0 and combining 1 with 0 in the two binary patterns (Fig. 3).

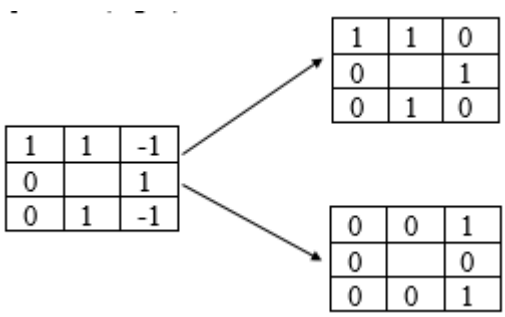

Figure 4: splitting the LTP code into positive and negative LBP codes

The two binary patterns are the upper pattern and the lower pattern. In the upper pattern the Binary is 00101011and decimal is 43. In the lower pattern the Binary is 00010100 and decimal is 20.

4. PROPOSED SYSTEM

Let us start with image preprocessing where image processing is any form of signal processing for which an input is an image and the output may lead to a single image. Image processing is used in many technologies like video surveillance, toll verification etc.. The image is de-blurred first and enhanced using filters and the image restoration. LTP (local Ternary Pattern) is used to extract features in the image

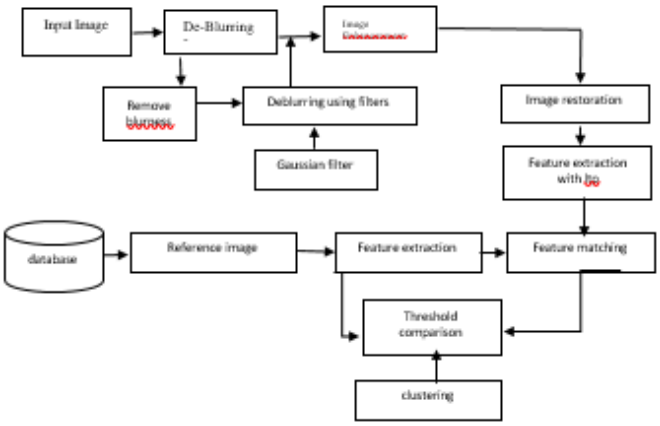

Figure 5: system architecture of object detection

5. SIMILARITY FEATURE BASED SELECTION AND CLASSIFICATION ALGORITHM :

The similarity feature-based selection and classification algorithm is an effective algorithm to improve recognition rates. The purpose of the algorithm is to retain similarity features of the training images in a class to minimize within-class differences but maximize between-class differences. Algorithm 1. Similarity feature-based selection. Input: a training set of face images $\{I_1, I_2, ..., I_m\}$ and f_{ij} denote the jth feature of the ith image I_i, i=1,…, m; j=1,…,n. In which, m is the number of training images and n is the number of features. Output: a set of similarity feature vectors.

Steps:

1.Compute the mean of the jth feature,

$$\varphi_i = \frac{1}{m} \Sigma f_i$$

2. Find the variance of the jth feature from the mean features,

$$v_j = \frac{1}{m-1} \Sigma_i (f_{ij} - \varphi_j)^2$$

3. Find the maximum variance value from the corresponding variance vector,

$$\lambda = \max \{V_j\}$$

4. Keep the features of the training images (the so called similarity features) by using scalar, then store in a set of vectors X_{ij}, which denote the features of the ith image,

$$X_{ij} = \begin{cases} f_{ij}, \frac{V_j}{\lambda} \leq \varepsilon \\ -1, otherwise \end{cases}$$

where is the threshold value;

5. Return X_{ij} as a set of similarity feature vectors of input images;

6. End.

Algorithm 2. Similarity feature-based classification.

Input: A feature vector of a testing image Y and a set of similarity feature vectors X_{kj} of p training images, j=1,…, n; k=1,…, p. Output: a label of class that is nearest Y.

Steps: 1. Calculate the distance between Y and X_{ij}

$$d_k(X_{ij}, Y) = \frac{1}{q^k} L(X_{ij}, Y),$$

where q^k is the number of similar features of the kth training image (the features have a value that is greater than -1) and L metrics are a Chi-square metric. The calculation is based on the distance of the feature pairs, which have the same coordinates, and the value of similarity feature is different from -1.

2. Find the minimum distance between Y and Xij s=argmin$_k$(d_k)

3. Return label s;

4. End.

6. RESULTS AND DISCUSSIONS

This section shows the performance evaluation based on methodologies. Initially, the image after going through image preprocessing the HOG Feature extraction is done and the image is segmented.



Figure 6: HOG feature extraction and segmentation

7. CONCLUSION

In this paper, LTP features are used to classify the images. The results of the proposed system show the images are detected and get better results than the existing models. The proposed method may be useful for researchers for further research work on image detection.

REFERENCES

[1] T. Ojala, M. Pietikainen and D. Harwood, “A comparative study of texture measures with classification based on feature distributions” Pattern Recognition vol. 29, 1996

[2] X. Tan and B. Triggs, "Enhanced Local Texture Feature Sets for Face Recognition under Difficult Lighting Conditions," IEEE Trans. Image Process. , vol. 19, no. 6, pp. 1635-1650,2009.

[3] L. Nanni, S. Brahnam, and A. Lumini, "Local Ternary Patterns from Three Orthogonal Planes for human action classification," Expert Systems with Applications, vol. 38, no. 5, pp. 5125-5128, May 2011.

[4] T. Ojala, M. Pietika¨inen, and D. Harwood, “A Comparative Study of Texture Measures with Classification Based on Feature Distributions,” Pattern Recognition, vol. 29, no. 1, pp. 51-59, 1996.

[5] T. Xiaoyang and B. Triggs, "Enhanced Local Texture Feature Sets for Face Recognition Under Difficult Lighting Conditions," Image Processing, IEEE Transactions on, vol. 19, pp. 1635-1650, 2010.

[6] C.-K. Tran, T.-F. Lee, C.-C. Tuan, C.-H. Lu, and P.-J. Chao, "Improving face recognition performance using similarity featurebased selection and classification algorithm," in 2013 Second International Conference on Robot, Vision and Signal Processing, 2013, pp. 56-60.

[7] T. Ahonen, A. Hadid, and M. Pietikäinen, "Face Recognition with Local Binary Patterns," in Computer Vision - ECCV 2004. vol. 3021, T. Pajdla and J. Matas, Eds., ed: Springer Berlin Heidelberg, 2004, pp. 469-481.

[8] T. Ahonen, A. Hadid, and M. Pietikainen, "Face Description with Local Binary Patterns: Application to Face Recognition," Pattern Analysis and Machine Intelligence, IEEE Transactions on, vol. 28, pp. 2037-2041, 2006.

[9] L. Wen-Hung, "Region Description Using Extended Local Ternary Patterns," in Pattern Recognition (ICPR), 2010 20th International Conference on, 2010, pp. 1003-1006.

[10] K. Bahrami, A. C. Kot, and J. Fan, “A novel approach for partial blur detection and segmentation,” in Proc. IEEE Int. Conf. Multimedia Expo (ICME), Jul. 2013, pp. 1–6.